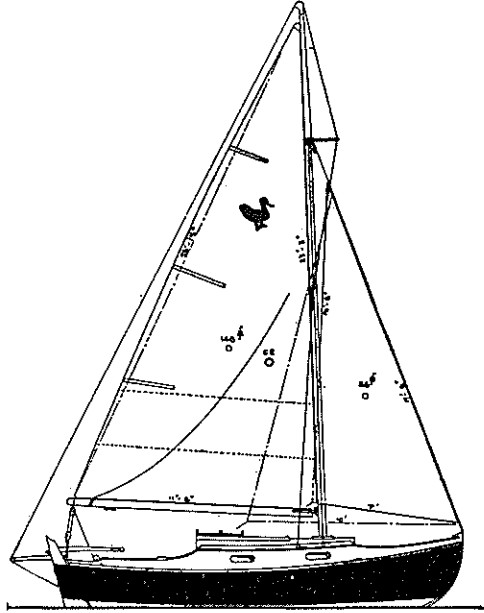


## WILD DUCK

Build-Yourself plans of 16/19ft V-bottom Sloop for amateur construction specially prepared for YACHTING MONTHLY by A. H. BUCHANAN, A.R.I.N.A., A.R.Ae.S.



### DIMENSIONS

..OA .....	19ft 0in
LWL .....	16ft 2½in
Beam .....	6ft 9½in
Draught .....	3ft 0in
Displacement .....	4,110lb
Iron keel .....	1,350lb
Sail area .....	196 sq ft
T M .....	2½ tons

**S**INCE the design of the YACHTING MONTHLY 17/20ft 3 ton Sloop was introduced a large number of sets of these building plans have been sold both at home and abroad. Designed to sleep two in reasonable comfort and to be able to make coastal cruises in normal weather, these sturdy little boats have proved handy, stiff, comfortable enough for their size, and generally good all-round cruising boats.

Many readers with little or no previous boat-building experience have told us, however, that they think the round-bilge type too difficult a job for them to tackle without a shipwright to help them. To meet the many requests we have had, therefore, for the plans of a simpler version with V-bottom or chine hull, which can be planked with plywood, or light alloy sheets if desired, we have had this design of the 16/19ft Wild Duck specially prepared for simple amateur construction by Alan H. Buchanan.

The complete set of plans comprises seven fully detailed drawings as follows:

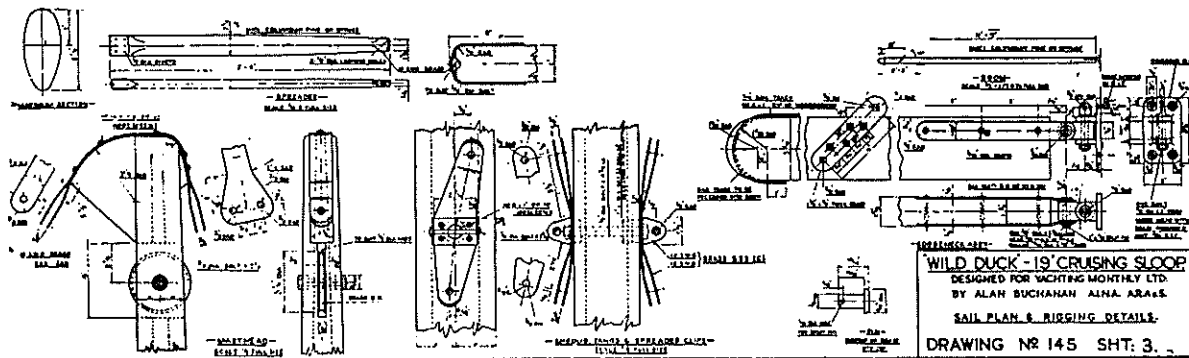
- Sheet No 1: Lines, offset table, and details of iron keel.
- Sheet No 2: General arrangement and construction details.
- Sheet No 3: Sail and rigging plan, mast and spar details

and fittings.

- Sheet No 4: Schedule of materials, fittings and parts for building.
- Sheet No 5: Construction details for plywood planked hull.
- Sheet No 6: Details of keel pattern, deadwood templates, etc.
- Sheet No 7: Keel and frame assembly drawing.

Builders are recommended to work to a copy of *Building Chine Boats* by Michael Verney, published by the EVENTIDE OWNERS ASSOCIATION in which many valuable hints on building the Wild Duck are included.

From the part of sheet No. 3 reproduced below showing some of the mast fittings, and the reproduction of sheet No.2 overleaf showing construction details, it will be seen that the most inexperienced builder is given all the information he will find he needs. Builders and owners of these boats can join the Eventide Owners Association.

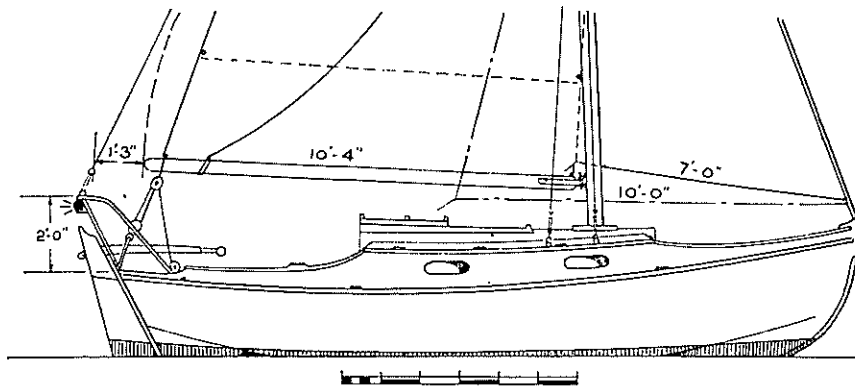
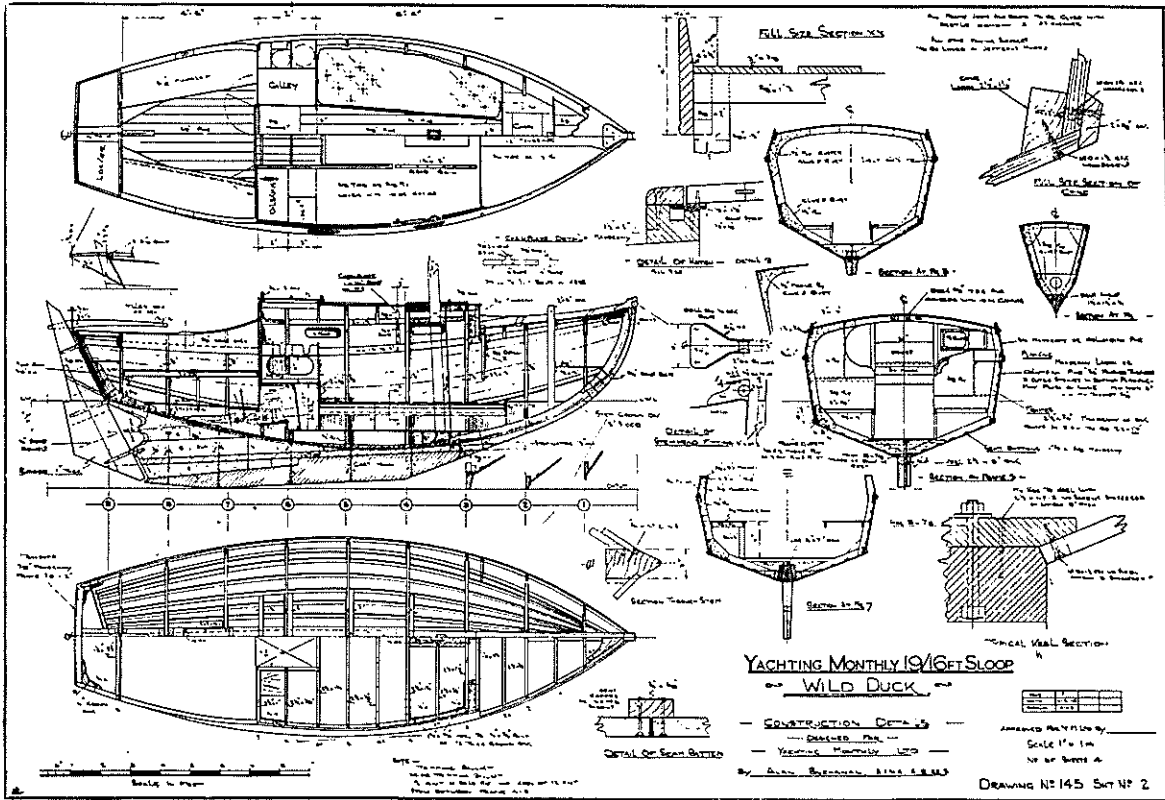
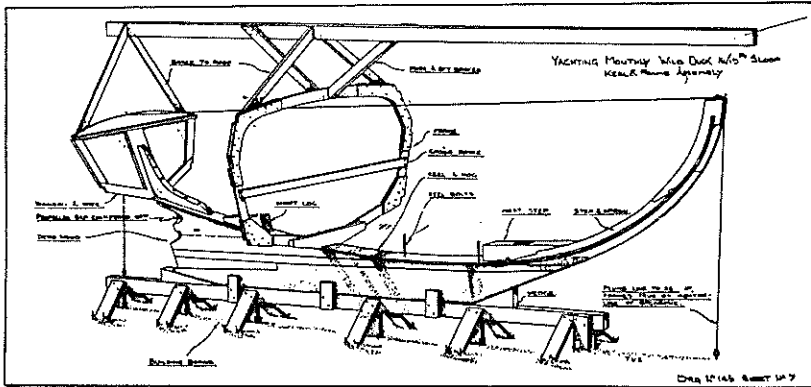


Part of Sheet No 3 showing spar details

# WILD DUCK

Sheet No 7 (right) shows method of keel and frame assembly

(Below) Construction details and layout plan of Wild Duck



Modified backstay fitting proposed for the YM Wild Duck